



Welcome to the Online Restricted Parking Zone Permit Application System for the City & County of Honolulu, Department of Transportation Services

Register


To register, please visit <https://honolulu.thepermitportal.com/>. Enter your user information in the provided fields, complete any required sections, and click "Submit." You will receive an email to verify your address and finalize the login process.

 **HNL Connect**

Home Search Login **Register** Forgot Password

 **TERMS & CONDITIONS** ?

☐ I have read/agree with the [terms and conditions](#). Please check the terms and conditions.

 **USER INFORMATION** ?

First Name*
First Name

Last Name*
Last Name

Home Address*
Home Address

Emergency Contact
Emergency Contact

Emergency Contact Phone
(XXX)XXX-XXXX

Mobile*
(XXX)XXX-XXXX

Receive SMS*
☐

Email*
Email
Email address will be assigned as the Username

Confirm Email*
Confirm Email

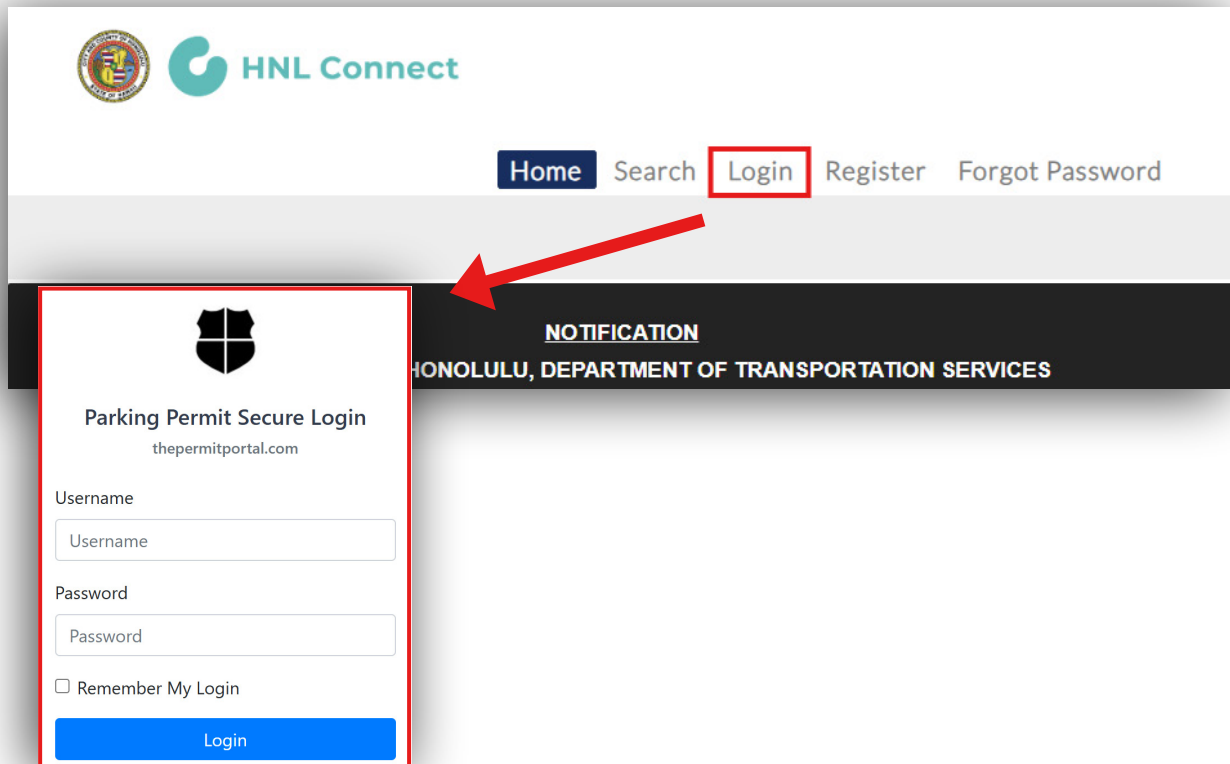
Password*
Password
Password must be a minimum of 8 characters, 1 uppercase letter, 1 lowercase letter, 1 number and 1 special character.

Confirm Password*
Confirm Password

Submit **Cancel**

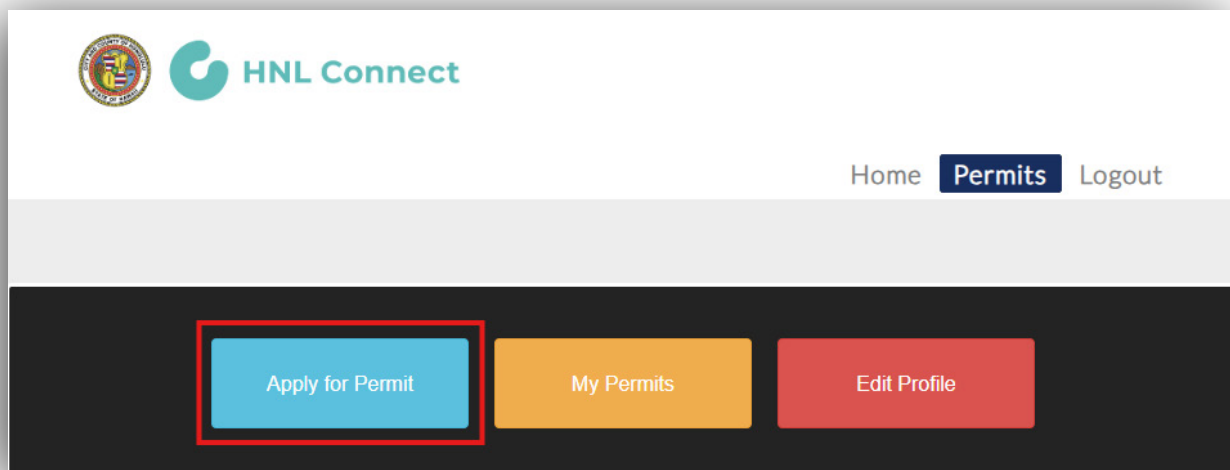
Login

Login to the permit portal at <https://honolulu.thepermitportal.com/> using your email address as your username and the password you created during registration.



The screenshot shows the HNL Connect website. The top navigation bar includes links for Home, Search, Login, Register, and Forgot Password. The 'Login' link is highlighted with a red box. A red arrow points from this box to a modal login form titled 'Parking Permit Secure Login' from thepermitportal.com. The form contains fields for Username and Password, a checkbox for 'Remember My Login', and a blue 'Login' button.

After logging in, go to the "Permits" section and choose "Apply for Permit."



The screenshot shows the HNL Connect dashboard after a successful login. The top navigation bar now includes links for Home, Permits, and Logout. The 'Permits' link is highlighted. In the main content area, there are three buttons: 'Apply for Permit' (highlighted with a red box), 'My Permits', and 'Edit Profile'.

Permit Application

Choose your location from the dropdown list, select the type of permit you wish to purchase, and set a tentative start date. Then, click "Apply." Please note that you must purchase the permits in numerical order. For example, you must purchase the 1st permit before purchasing the 2nd permit.

CHECK AVAILABILITY ?

Select location to check permit availability.


Select location

Kalihi Valley (Zone 16)

Zone Available

Map

Satellite



Please select a Permit Tentative Start Date:

04/17/2025

Description	Duration	Price	Action
Annual Residential (1st Permit)	End Of Year	93.75	<div>Apply ?</div>
Annual Residential (2nd Permit)	End Of Year	187.50	<div>Apply ?</div>
Annual Residential (3rd Permit)	End Of Year	281.25	<div>Apply ?</div>
Annual Residential (4th Permit)	End Of Year	375.00	<div>Apply ?</div>
Annual Visitor Permit - 1 year	End Of Year	93.75	<div>Apply ?</div>
Single-Day Visitor Permit	1 Day	10.00	<div>Apply ?</div>

Fill out all the required fields to complete the permit application. Use the dropdown list to search for and select your address, add or choose the vehicle for which you want to purchase the permit, upload the necessary documents, and click "Submit."

PURCHASE NEW PERMIT ?
Click [here](#) to view Permit detail information.

Permit Type Parking Permit

Location Kalihi Valley (Zone 16)

Permit Sub Type Annual Residential (1st Permit)

Tentative Start Date 04/17/2025

Actual Cost \$93.75

Payment Option
Credit Card

Address Type Home Address

Address Address

Phone Number Phone Number

VEHICLE INFORMATION ?

Select Record	Primary	License	Make	Model	Color	Year	State	Decal Number	
<input type="checkbox"/>	<input checked="" type="checkbox"/>	is2465	Nissan	Rogue	Black	2025	Hawaii		i

+ ADD VEHICLE - select plus sign to add vehicle

DOCUMENT INFORMATION

Proof Type	Required	Document required	Document path
Identification	Yes	Identification	<div>Choose File</div>
Proof Residency	Yes	Proof of Residency	<div>Choose File</div>
Vehicle Registration	Yes	Vehicle Registration	<div>Choose File</div>

Submit

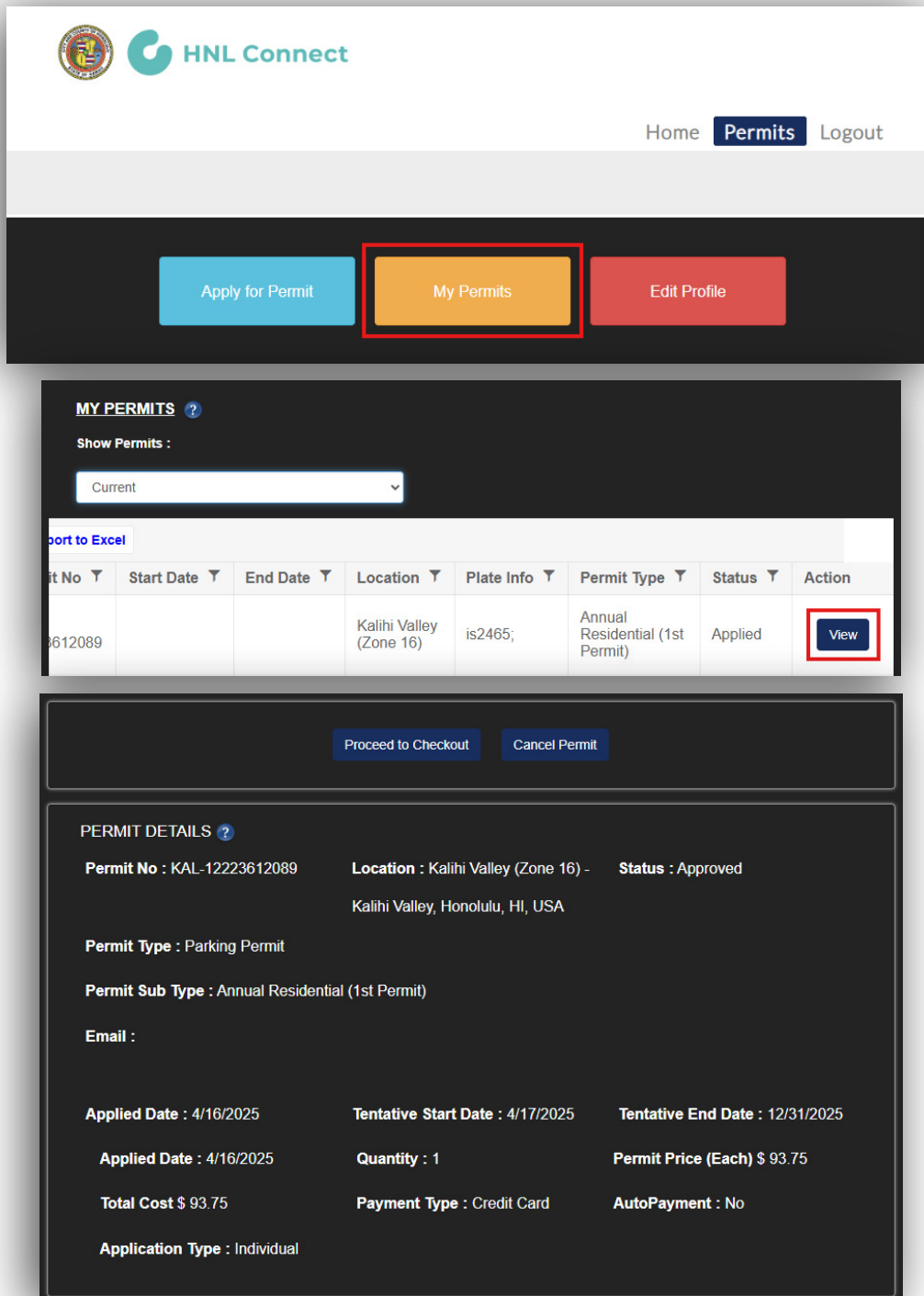
Cancel

Proceed to Payment

After submitting your permit application, you will receive an email confirmation. Once your application is approved, you will receive another email with instructions to complete the payment.

To make the payment, login to the portal, navigate to "Permits," and select "My Permits." Click "View" for the approved permit and then "Proceed to Checkout." Please note that permits are not valid until payment is made.

After payment is completed, the permit will be mailed to the provided address.



HNL Connect

Home **Permits** Logout

Apply for Permit **My Permits** Edit Profile

MY PERMITS ?

Show Permits :

Current

Export to Excel

Permit No	Start Date	End Date	Location	Plate Info	Permit Type	Status	Action
12223612089			Kalihi Valley (Zone 16)	is2465;	Annual Residential (1st Permit)	Applied	View

Proceed to Checkout Cancel Permit

PERMIT DETAILS ?

Permit No : KAL-12223612089 **Location** : Kalihi Valley (Zone 16) - **Status** : Approved
Kalihi Valley, Honolulu, HI, USA

Permit Type : Parking Permit

Permit Sub Type : Annual Residential (1st Permit)

Email :

Applied Date : 4/16/2025 **Tentative Start Date** : 4/17/2025 **Tentative End Date** : 12/31/2025

Applied Date : 4/16/2025 **Quantity** : 1 **Permit Price (Each)** \$ 93.75

Total Cost \$ 93.75 **Payment Type** : Credit Card **AutoPayment** : No

Application Type : Individual

Questions

Please email RPZ@honolulu.gov with any questions.